

ADVANCED COURSE OF FOOT & ANKLE ARTHROSCOPY

Course Directors: Jordi Vega & Guillaume Cordier, MDs

December 16th, 2018
BARCELONA - SPAIN



GRECMIP

www.grecmip.org

English course 

Limited to 20 attendees



GRECMIP

www.grecmip.org

GENERAL INFORMATION



GRECMIP

COURSE VENUE: UNIVERSITY OF BARCELONA - HOSPITAL CLINIC

UNIVERSITY OF BARCELONA
School of Medicine - Hospital Clinic
Anatomical Room
Casanova 143
08036 Barcelona- Spain

CLÍNICA
BARCELONA
Hospital Universitari



REGISTRATION (Until November 20th, 2018)

Registration at: contact@grecmip.org
Registration fee: 1000 EUR
No. of participants: 20

Online Payment on www.grecmip.org
Or by bank transfer at:
Bank CMPS Provence - 13008 Marseille, FRANCE
IBAN: FR76 1027 8089 6600 0201 8000 142
BIC/SWIFT: CMCIFR2A

OFFICIAL LANGUAGE

English Course



RECOMMENDED HOTELS

The Corner Hotel
<http://www.thecornerhotel-barcelona.com/en/>
Up Suites BCN
<http://www.upsuitesbcn.com>
Hotel CRAM Barcelona
<http://www.hotelcram.com/fr>

BCN Urban Hotels Gran Rosellon
<http://www.bcnurbanhotelsgranrosellon.com>
The Mirror Barcelona
<http://www.abacgroup.barcelona/es/>

OTHER INFORMATION

<http://www.barcelonaturisme.com/wv3/fr/>

Taxis Class: +34 933 07 07 07
www.taxiclassrent.com

DECEMBER 16TH, 2018 BARCELONA-SPAIN

Albert BADUPELL, MD
Foot & Ankle Surgeon
Barcelona, Spain

Guillaume CORDIER, MD
Arthroscopy, Foot & Ankle Surgeon
Bordeaux-Merignac, France

Matteo GUELF, MD
Arthroscopy, Foot & Ankle Surgeon
Genoa, Italy

Gloria LOPEZ, MD
Arthroscopy, Foot & Ankle Surgeon
Madrid, Spain

Josep TORRENT, MD
Foot & Ankle Surgeon
Barcelona, Spain

Jordi VEGA GARCIA MD
Arthroscopy, Foot & Ankle Surgeon
Barcelona, Spain

Jesus VILA RICO, MD
Arthroscopy, Foot & Ankle Surgeon
Madrid, Spain

SCIENTIFIC PROGRAM - DECEMBER 16th

PERCUTANEOUS AND M.I.S. LAB



GRECMIP

GRECMIP wants to announce the Advanced Ankle Arthroscopy Course that will be held in Barcelona, on next December 16th, 2018.

GRECMIP has great experience in hands-on courses, and a lot of surgeons started foot and ankle minimally invasive techniques after participating in one of their courses.

The aim of this course is to introduce the attendee to the most advanced ankle arthroscopy techniques.

As ankle arthroscopic indications evolved in the last years, case discussion sessions are mandatory to understand ankle pathology.

The course is opened to experienced surgeons in ankle arthroscopy, who want to introduce in the most advanced techniques of ankle arthroscopy or want to enlarge their knowledge in these techniques though they are very experienced ankle arthroscopists.

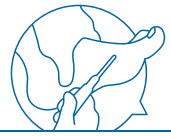
The course has a menu of techniques, and each attendant should choose 4 foot and ankle arthroscopic techniques within a menu of arthroscopic techniques listed below:

- anterior ankle arthroscopy
- hindfoot endoscopy
- tendoscopy

For a better understanding of the techniques, an experienced anatomist will do live dissections during the course.

SCIENTIFIC PROGRAM - DECEMBER 16th

PERCUTANEOUS AND M.I.S. LAB




GRECMIP

- 08:30-08:30 REGISTRATION
- 08:30-09:00 BRIEF INTRODUCTION
Video techniques of Anterior Ankle Arthroscopy
- 09:00-10:30 HANDS-ON SESSION / Every attendee is to choose 1 technique per session
- All-inside ligament repair and non-biological augmentation - [with J Vega](#)
- Ligamentoplasty CFL+ATFL
All-inside ligament repair and biological augmentation - [with G Cordier](#)
- All-inside ligament repair - [with M Guelfi](#)
- Ligamentoplasty ATFL - [with J Vila](#)
- Fractures and Arthroscopy - [with G Lopez](#)
- 10:30-11:30 Coffee Break
- 11:30-13:00 HANDS-ON SESSION / Every attendee is to choose 1 technique per session
- All-inside ligament repair and non-biological augmentation - [with J Vega](#)
- Ligamentoplasty CFL+ATFL
All-inside ligament repair and biological augmentation - [with G Cordier](#)
- All-inside ligament repair - [with M Guelfi](#)
- Ligamentoplasty ATFL - [with J Vila](#)
- Fractures and Arthroscopy - [with G Lopez](#)
- 13:00-14:00 Lunch on site
- 14:00-14:30 BRIEF INTRODUCTION
Video techniques of Hindfoot Endoscopy or Tendoscopy

SCIENTIFIC PROGRAM - DECEMBER 16th

PERCUTANEOUS AND M.I.S. LAB



GRECMIP

14:30-15:30 HANDS-ON SESSION / Every attendee is to choose 1 technique per session

Insertional Achilles tendinopathy + suture augmentation - [with J Vega](#)

Haglund disease - [with G Cordier](#)

Peroneal tendoscopy and groove deepening - [with M Guelfi](#)

FHL transfer - [with J Vila](#)

Arthrodesis - [with G Lopez](#)

16:00-16:30 [Coffee Break](#)

16:30-17:00 HANDS-ON SESSION / Every attendee is to choose 1 technique per session

Insertional Achilles tendinopathy + suture augmentation - [with J Vega](#)

Haglund disease - [with G Cordier](#)

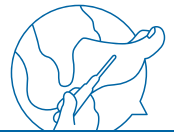
Peroneal tendoscopy and groove deepening - [with M Guelfi](#)


FHL transfer - [with J Vila](#)

Arthrodesis - [with G Lopez](#)

17:00 COURSE CLOSURE







stryker[®]

GROUP
FH ORTHO[™]

serf *extremity*

FMCONTROL
SISTEMAS DE IMAGEN

Arthrex[®]

WRIGHT[™]
FOCUSED EXCELLENCE

CONMED

smith&nephew



CONTACT:
Ms Céline Bancheaud
Tel +33 671 33 81 52
contact@grecmip.org
www.grecmip.org